






MUSIC MADE SIMPLE

YEAR 2 IPC UNIT TITLE: **HOORAY- LET’S GO ON HOLIDAY! SUMMER TERM (1) LESSON 1 2 3**

CONTENT	TEACHING AND LEARNING
Musical learning	<ul style="list-style-type: none"> recognise different qualities of sound (timbre) perform a sequence of sounds using a graphic score
Resources	(a) 5/6 holiday items to pack, chosen by children, possibly brought from home (b) untuned percussion and chime bars (c) mp3: AT THE SEASIDE (d) The Song Stack: OFF ON HOLIDAY (e) Sing Up: OH, I DO LIKE TO BE BESIDE THE SEASIDE (f) A few buckets and spades
Introduction/ warm up	Play HERE WE GO SANTA MALONEY and set a challenge! Pairs of singers must invent two actions: the first must make <u>no</u> sound; the second does! e.g. blink your eyes and clap your hands...nod your head and stamp your feet
Main part of the lesson to include some aspects of: Singing Composing Performing Listening Appraising	1) Listen to the mp3 AT THE SEASIDE . Talk about the sounds mentioned in the song and invite children to choose percussion sounds, unconventional sound-makers (e.g. flapped paper for desk chairs) or voices, to represent each one. 2) Select 5 ‘leaders’ paired up with 5 ‘echo’ partners. Allocate a sound from AT THE SEASIDE to each pair, asking them to choose the same instrument or sound maker to play. At the end of each verse the ‘leader’ improvises his/her sounds and the echo partner copies. NB: The mp3 recording has long (10 second) gaps between verses to allow for player and echoing partner to perform. 3) Revisit OFF ON HOLIDAY , but this week, you will create a new bespoke class version, sung without the CD. Agree on 5 items that the children want to take on holiday, including objects brought from home: choose an order for the song. 4) Enjoy learning to sing the music hall song: OH, I DO LIKE TO BE BESIDE THE SEASIDE (Sing Up) and accompany by improvising on buckets and spades.
Ideas for revisiting in the week:	Ask children to create their own song scores by drawing a line of 5 objects to be packed in their holiday suitcase. e.g. a cuddly Ted, electronic game, a postcard to write, a carton of juice, a space-hopper toy <div style="display: flex; justify-content: space-around; align-items: center;">      </div> Display the scores and hold a holiday song fest of children’s versions.

AT THE SEASIDE Tune: Frère Jacques

At the sea-side [echo]
By the sea [echo]
Listen to the waves splash [echo] *play maracas*
Copy me [echo]

V 2. Listen to the deck chairs flap [flap big envelopes]
V 3. Listen to the seagulls call [blow tops of recorders]
V 4. Listen to the ice-cream van [play chime bars or glockenspiels]
V 5. Listen to the bats and balls [make tongue clicks]